

ENERGY CONSERVATION ROOM BY ROOM

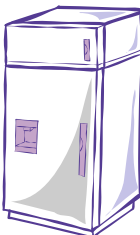
CAN YOU FIND THE ENERGY SAVINGS?

Saving energy is something we can all do, by making simple changes in things we do every day. In fact, every room in your home has opportunities for energy conservation.

See if this list gives you new ideas about ways to save energy at home.


Kitchen

- Turn off lights when not in use.
- Use compact fluorescent light bulbs.
- Set water heater temperature at medium instead of high (usually 120 degrees Fahrenheit)
- Fix leaky faucets.
- Wash only full loads in the dishwasher.
- Close refrigerator door quickly.
- Keep oven door closed while food is cooking.
- Cook with the smallest possible appliance.
For example, the toaster oven and microwave use less energy than a standard oven.



Living Room

- Caulk or weatherstrip air leaks, especially around leaky windows and doors.
- Use a programmable thermostat to adjust the temperature when you're not at home.
- Use compact fluorescent light bulbs.
- Turn off lights when not in use.
- Close drapes and blinds to keep the sun out on hot days.
- Open drapes and blinds on cool but sunny days.
- Turn off TV and other electronics when not in use.



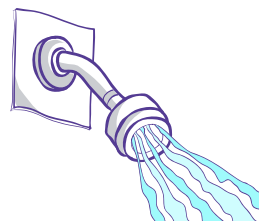
Bedroom

- Turn off lights when not in use.
- Use compact fluorescent light bulbs.
- Turn off TV and radio when not in use.
- Use extra blankets instead of electric blankets.
- Use fans and open the windows instead of using the air conditioner.



Bathroom

- Turn off lights when not in use.
- Take showers that are 7 minutes or less.
- Use compact fluorescent light bulbs.
- Install a high-efficiency showerhead and faucet aerator.
- Fix leaky toilets.
- Fix leaky faucets.
- Turn off water while brushing teeth.



Utility/Work/Play Room

- Turn off lights when not in use.
- Use compact fluorescent light bulbs.
- Close drapes and blinds to keep the sun out on hot days.
- Open drapes and blinds on cool but sunny days.
- Wash only full loads in cold water in clothes washer.
- Dry only full loads in clothes dryer and wash loads back-to-back to take advantage of built-up heat.
- Turn off TV and radio when not in use.
- Turn off computer and monitor when not in use.

